
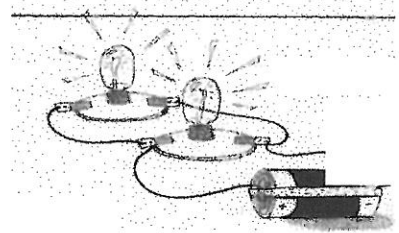


Pictured below are six complete electrical circuits. On another sheet of paper, draw the schematic diagram for each circuit.

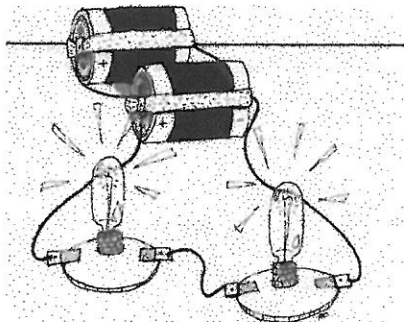
1.



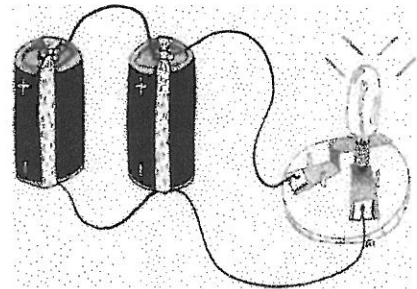
2.



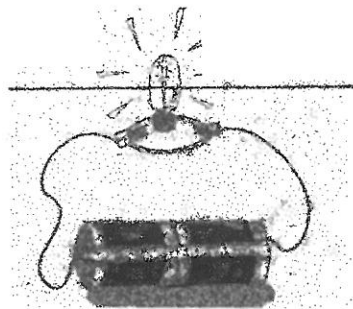
3.



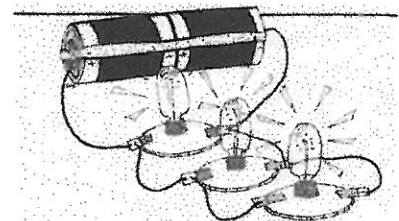
4.



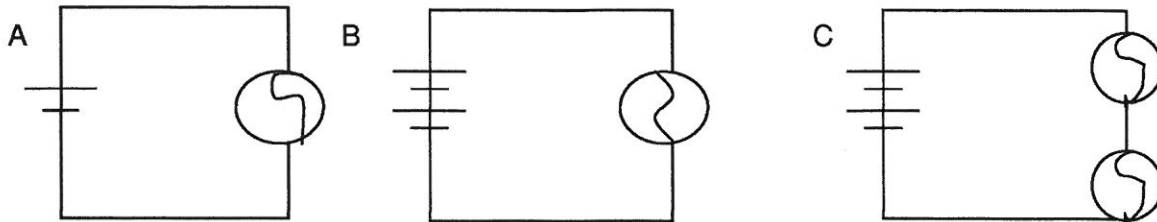
5.



6.



7. Read the schematic diagrams below. Construct the circuits shown below using batteries, bulbs, battery holders and bulb holders.



Remember to now use schematic diagrams whenever you draw a circuit in this activity book.

8. Will the bulb light if you construct the circuit below? Why or why not?

